



This symbol is to raise public awareness of blind and partially sighted people...

TacPad® and TacGuide® alert blind and partially sighted people to proceed with caution!


TacPad®  TacGuide®

The Right Touch to Traffic Safety

# TacPad® and TacGuide® aid the blind and partially sighted to negotiate areas of traffic safely



TacPad®



***TacPad® and TacGuide® signifies a safer route for the blind and visually impaired when travelling alone***

Traffic signs, signals and road markings are all visual aids that assist the majority of people to manoeuvre in traffic – but not everybody.

The blind and visually impaired need additional help to move around safely whilst travelling alone, therefore TacPad® and TacGuide® will prove to be a useful and necessary aid.

## **Perceptible warnings for the visually impaired**

The surface domes of TacPad® and the corduroy surface of TacGuide® making it possible for the blind and partially sighted to both feel the surface and to be aware of

a different noise when tapped with a walking stick. By comparison, a concrete tactile produces no audible contrast to an existing concrete surface.

## **General Information on TacPad® and TacGuide®**

These products are beneficial in many situations e.g. pedestrian crossings, bus stops, railway platforms, anywhere that could be dangerous for people with a sight impairment.

They are not only detectable warning systems but can also be used as a means of guidance through busy shopping centres and other crowded areas for both the visually impaired and others.


The domed TacPad® indicates a safe place to cross the road. The ribbed TacGuide®

informs the visually impaired that they are in a hazardous area e.g. a flight of stairs, steps, a railway crossing and therefore should proceed with caution.

## **Applying TacPad® and TacGuide®**

TacPad® and TacGuide® are manufactured from flexible thermoplastic; therefore cutting is easy enabling shaping around curves or street furniture.

TacPad® and TacGuide® are installed directly to a hot, thermoplastic adhesive layer on top of the existing surface without any significant or costly preparation. Although they are ideally suited to asphalt they can be applied to brick, concrete or stone by preparing the area with primer. The natural elasticity of thermoplastic enables the products to follow the existing contours of all surfaces.



*TacPad® and TacGuide® consist of individual square modules that can be combined to cover any selected area.*



The installation only requires a broom, a propane burner and a roller.

**Highly skid resistant surface**

TacPad® and TacGuide® are manufactured thermoplastic materials which adhere to any surface when heat is applied with a propane burner. The natural rough finish of thermoplastic material, from which the TacPad® and TacGuide® are produced, provides an excellent skid resistant surface, possibly the highest on the market, which is not reduced or affected by wear and tear or weather conditions.

**Smooths out uneven surfaces**

Joints and uneven surfaces within a tactile area can reduce the effectiveness of measures designed to assist the visually impaired. Applying TacPad® and TacGuide® simplifies the smoothing out of irregularities in a surface and the finish leaves only minimum joints.

**Maintenance free and highly durable**

TacPad® and TacGuide® require no maintenance and are highly durable to wear and tear from pedestrian traffic and all weather conditions.

**An environmentally friendly, safe and clean product**


Moreover, TacPad® and TacGuide® are environmentally friendly products that do not contain any toxic substances. The colour pigments are organic and contain no heavy metals.

*“ Most road signs, signals and information are visual only. There are no braille markings on transport signs or timetables and very few pedestrian crossings with acoustic devices. Hence, there are many situations where blind and partially sighted people need assistance in order to negotiate road and foot traffic ”*

Quote from the Danish Association for the Blind pamphlet: “A symbol for the blind and visually impaired”



All you need is a broom, a propane burner and a roller...



**1**

*Sweep the surface thoroughly with a broom*




**2**

*Preheat the surface with the propane burner to remove any moisture.*



**3**

*Place the adhesive layer on the surface and heat the layer to the melting point*



**4**


*Place TacPad® or TacGuide® onto the hot adhesive layer*



**5**

*Use the roller to press the two layers together*

*You are done!*



*TacPad® and TacGuide® are not just flexible by means of the material characteristics. The TacPad® and TacGuide® concept also makes it possible to comply with specific European Standards and local requirements.*

*TacPad® and TacGuide® are developed and produced by LKF Vejmarkering A/S in Denmark.*

*Our ingenious, thoroughly tested solutions are based on our many years of experience and expertise – and have created a range of quality products renowned throughout the world.*

TacPad®  TacGuide®  
The Right Touch to Traffic Safety

Your TacPad® & TacGuide® distributor



TacPad® & TacGuide® are made in Denmark by LKF Vejmarkering A/S

Longelsevej 34 • Sdr. Longelse • DK-5900 Rudkøbing • Tel: +45 63 51 71 71 • Fax: +45 63 51 71 72 • E-mail: admin@lkf.dk • www.lkf.dk